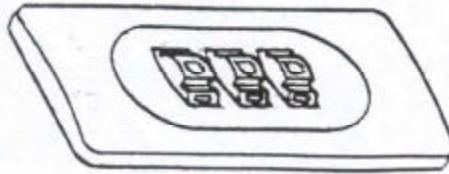
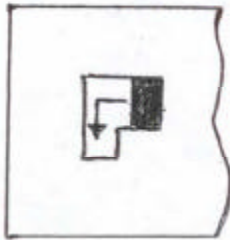


FRANZEN COMBINATION LOCK  
OPERATING INSTRUCTIONS

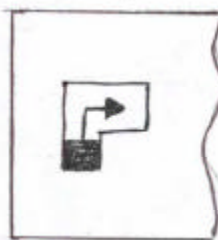


1. The combination lock is factory set to <000>
2. Open the case. Looking at the back of the lock (inside the case) you will see a change lever.
3. Move the change lever to the left and up (see picture 1). The change lever should lock in place.
4. Set your combination.
5. **(VERY IMPORTANT!)** After setting your combination move the change lever back down to it's original position (see picture 2).
6. To lock the case, rotate one or more dials.
7. To open, return dials to your secret combination.

①



②



Your personal combination:

|  |  |  |
|--|--|--|
|  |  |  |
|--|--|--|